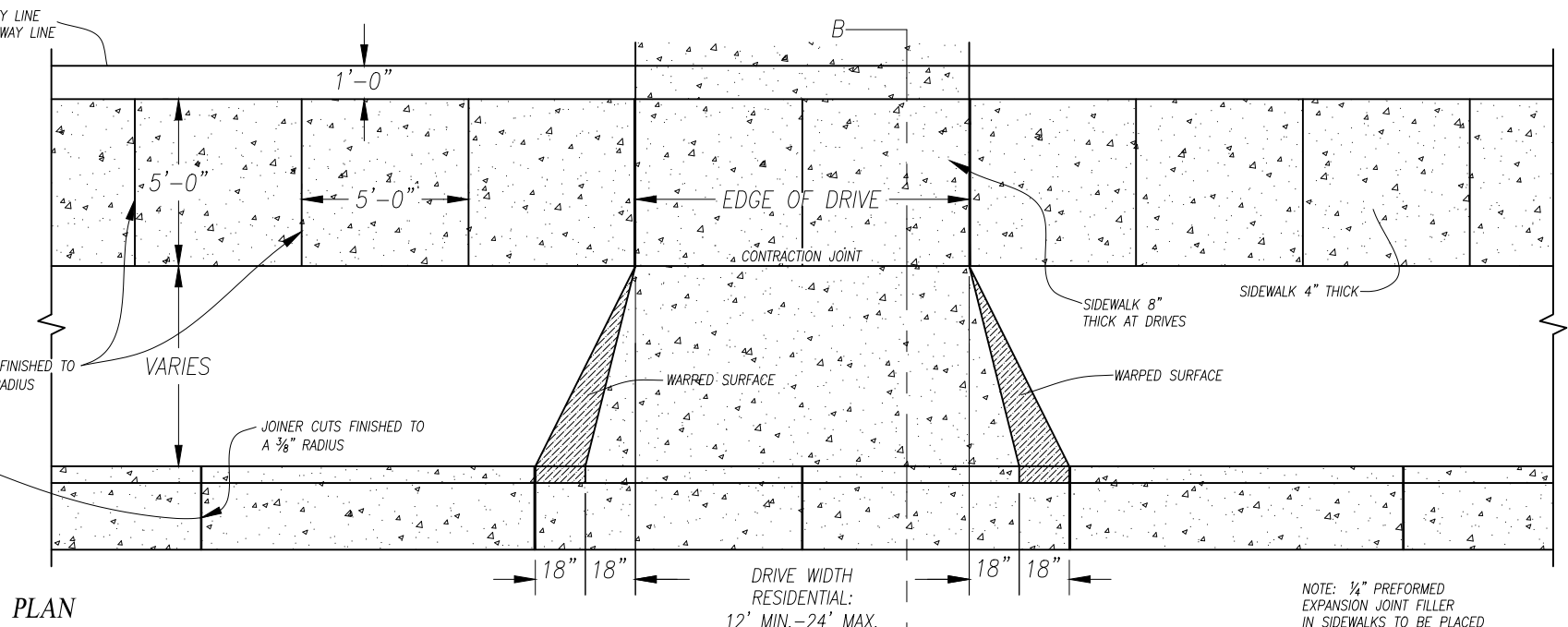


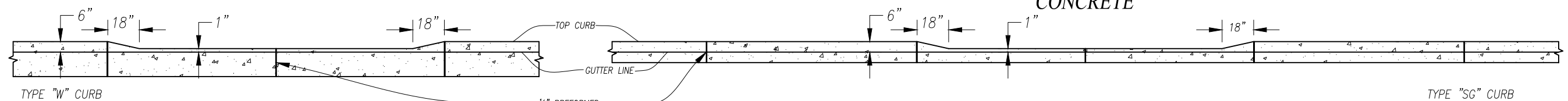
ASPHALT ON STONE



DRIVE DETAILS

CONCRETE

NOTE: 1/4" PREFORMED EXPANSION JOINT FILLER IN SIDEWALKS TO BE PLACED AT MAX. 200' INTERVALS.



ELEVATION

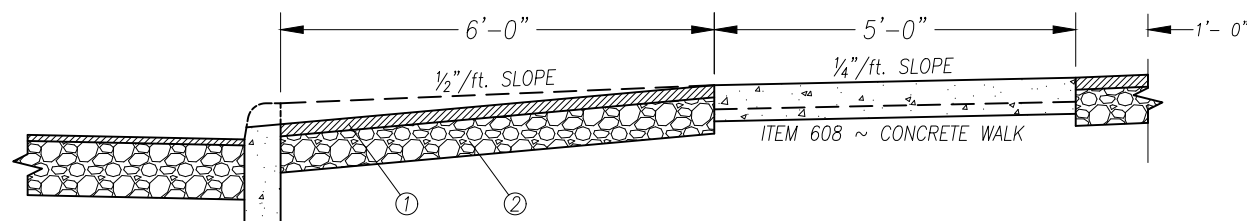
NOTES

DRIVEWAYS - SHALL CONSIST OF THE FOLLOWING MATERIALS:

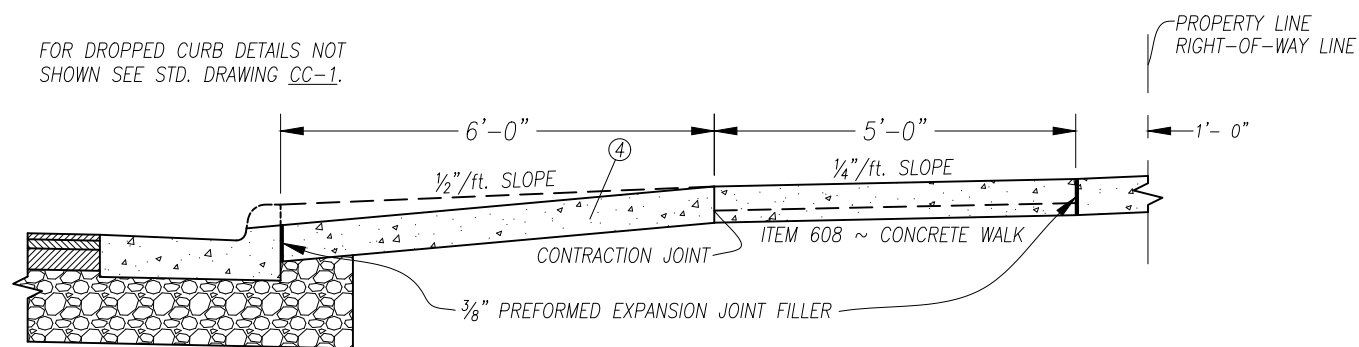
- ① 2" ITEM 441 ASPHALT CONCRETE SURFACE COURSE, TYPE 1, PG64-22 ~ RESIDENTIAL DRIVE
- 3" ITEM 441 ASPHALT CONCRETE SURFACE COURSE, TYPE 1, PG64-22 ~ COMMERCIAL DRIVE
- ② 6" ITEM 304 AGGREGATE BASE ~ RESIDENTIAL DRIVE
- 8" ITEM 304 AGGREGATE BASE ~ COMMERCIAL DRIVE
- OR
- ④ 6" ITEM 452 NON-REINFORCED PORTLAND CEMENT CONCRETE PAVEMENT ~ RESIDENTIAL DRIVE
- 8" ITEM 452 NON-REINFORCED PORTLAND CEMENT CONCRETE PAVEMENT ~ COMMERCIAL DRIVE

SEE PF-1 TO PF-6 FOR MATERIAL DESCRIPTION.

CURB RAMPS - SHALL BE INSTALLED WHERE REQUIRED BY FEDERAL, STATE OR LOCAL REGULATIONS OR AS DIRECTED BY THE ALLEN COUNTY ENGINEER AND SHALL BE CONSTRUCTED ACCORDING TO THE LATEST ODOT STANDARDS.



SECTION A-A



SECTION B-B

REVISIONS			ALLEN COUNTY, OHIO	
NO.	DATE	BY	COUNTY ENGINEER	
1	6-3-76	TJP	RESIDENTIAL & COMMERCIAL DRIVEWAY DETAILS & SIDEWALK DETAILS STANDARD CONSTRUCTION DRAWING DW-1 DRAWN BY: Z.J.G. APPROVED BY: B. E. RHODES	
2	11-14-89	TJP		
3	10-5-06	RJM		
4	1-16-13	RJM		
5	5-16-16	ZJG		
6	01-01-23	ZJG		