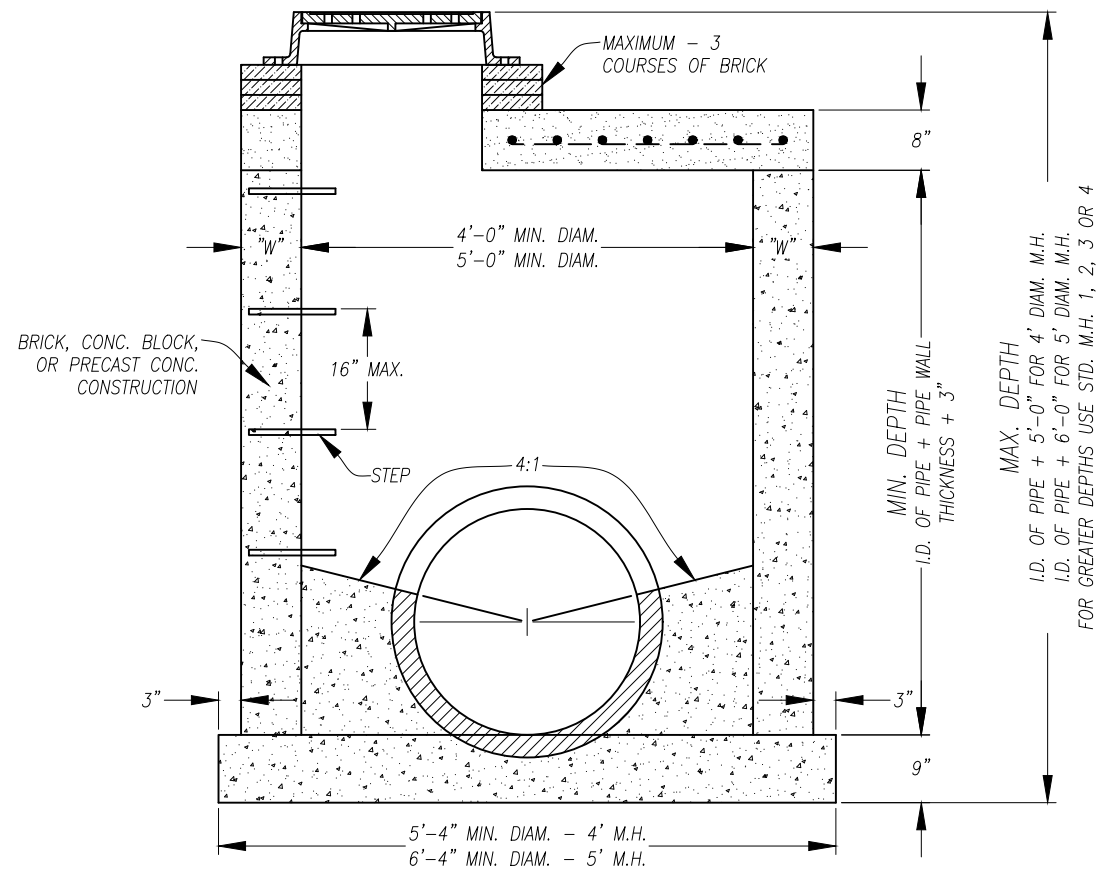


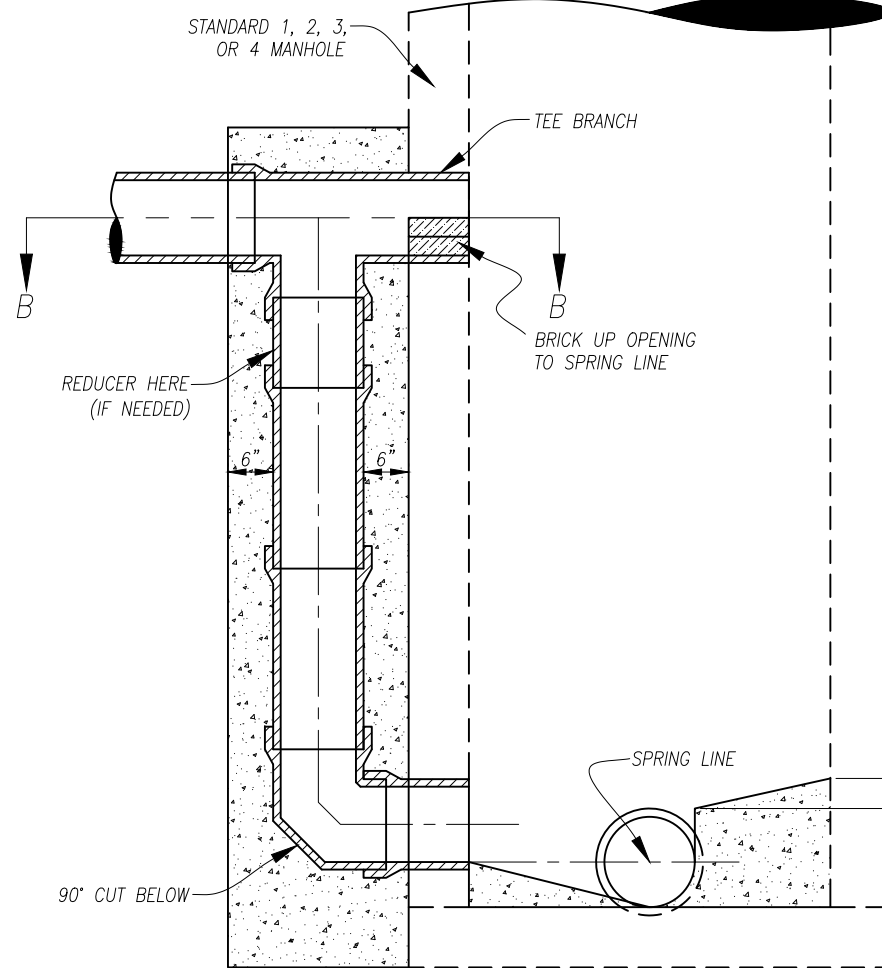
DROP ATTACHMENT DETAIL (DA)



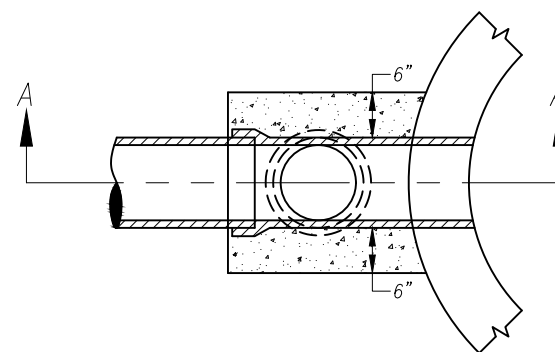
"W" = 8" FOR BRICK OR CONC. BLOCK MANHOLE
 "W" = 5" FOR PRECAST MANHOLE

SEWER SIZE	DROP SIZE
8"	8"
10"	10"
12"-15"-18"	12"
21"-24"	15"
27"-30"-36"	18"
42"-48"	24"

MAX. DEPTH
 I.D. OF PIPE + 5'-0" FOR 4' DIAM. M.H.
 I.D. OF PIPE + 6'-0" FOR 5' DIAM. M.H.
 FOR GREATER DEPTHS USE STD. M.H. 1, 2, 3 OR 4



SECTION A-A



SECTION B-B

4'-0" FOR SEWERS 24" AND UNDER, STD. MANHOLE No. 5
 5'-0" FOR SEWERS 27" TO 42", STD. MANHOLE No. 6

NOTES

GENERAL: THE DROP ATTACHMENT MAY BE USED WITH STANDARD MANHOLE 1, 2, 3, OR 4. DETAILS OF THESE ARE SHOWN ON STANDARD DRAWINGS MH-1 & MH-2 AND MH-3 & MH-4. ALL NOTES WHICH APPLY TO MANHOLES 1, 2, 3, AND 4 SHALL APPLY TO MANHOLES 5 AND 6 EXCEPT THAT THE COVER MAY BE PRECAST OR CAST-IN-PLACE AND REINFORCED WITH # 4 BARS, 6" c/c.

DROP PIPE: THE TABLE ON THIS DRAWING SHALL DETERMINE THE SIZE OF THE DROP PIPE FOR ALL DRAINS CARRYING SANITARY FLOW WHICH CANNOT BE CONNECTED TO THE MANHOLE AT THE FLOW LINE.

CONCRETE: CONCRETE SHALL BE CLASS "QC1".

CASTINGS AND STEPS: MANHOLE CASTINGS SHALL BE NEENAH, EAST JORDAN OR EQUAL THAT MEETS THE APPROVAL OF THE ALLEN COUNTY ENGINEER. STEPS SHALL BE NEENAH OR ALLEN COUNTY ENGINEER APPROVED EQUAL. CASTINGS AND STEPS SHALL HAVE ONE COAT OF ASPHALT PAINT.

MANHOLES USED AS CATCH BASINS: SEE CASTINGS SPECIFIED ON STANDARD CONSTRUCTION DRAWING CB-1.

NOTE: MANHOLE DETAILS FOR SEWERS OVER 42" WILL BE SHOWN ON THE CONSTRUCTION PLANS.

REVISIONS			ALLEN COUNTY, OHIO	
NO.	DATE	BY	COUNTY ENGINEER	
1	6-3-76	TJP	MANHOLE DETAILS - SHALLOW & DROP ATTACHMENT DETAIL STANDARD CONSTRUCTION DRAWING MH-5, MH-6 & DA DRAWN BY: Z.J.G. APPROVED BY: B. E. RHODES	
2	11-14-89	TJP		
3	10-5-06	RJM		
4	1-16-13	RJM		
5	5-16-16	ZJG		
6	01-01-23	ZJG		